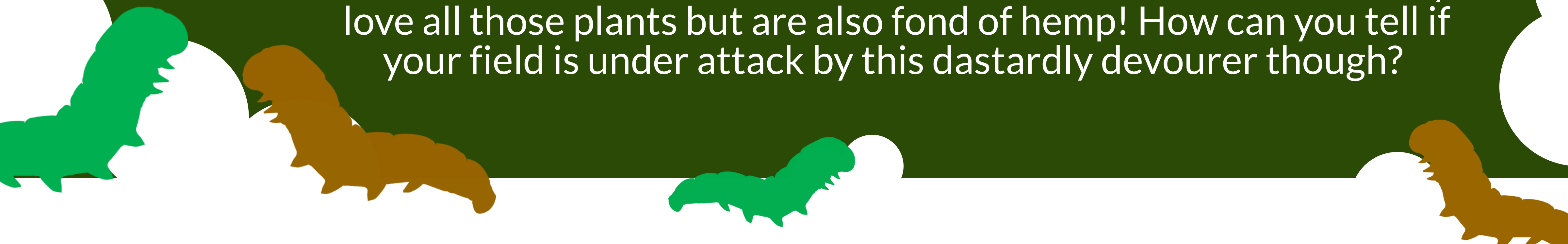


# Corn Earworm and Hemp

Corn earworm is a caterpillar that goes by many names. It can also be called the cotton bollworm or the tomato fruitworm. They love all those plants but are also fond of hemp! How can you tell if your field is under attack by this dastardly devourer though?



## What do they look like?

Corn earworms come in various colors from green, brown, and pink, with light and dark stripes on their body. They are about 1.5 in when full grown.




## Where do they feed?

The greatest damage is done to fruiting structures. In hemp, caterpillars feed on developing buds which can reduce yield and quality.




## How can I prepare?

Monitoring with a corn earworm pheromone trap will let you know when adults are out laying their eggs.





## When should I worry?

Flowering hemp is most susceptible. August and September are peak months for moth movement from row crops into hemp.



## How do I manage them?

Scout early and often as hand removal is the most effective. State-approved insecticides for hemp such as *Bacillus thuriangiensis* (Bt) can be used.



## Who can I ask for more info?

Contact your local Department of Agriculture or Cooperative Extension Service for more help.

